


9625028(

SRP-6MB

66615

SERIES 6 INCH 60 CELLS



□

Safety for salt mist corrosion
(IEC61701, tested in TÜV SÜD)

Safety for ammonia corrosion
(IEC62716, tested in TÜV SÜD)

Top rank in Photon yield measurement

Safety for fire risk
(Class C tested in TÜV SÜD and Rheinand)

Outstanding power output capability at low irradiance

Triple 100% Electroluminescence (EL) tests minimize
breakage rate

World 1st company to pass "Thresher Test" and "On-site
Power Measurement Validation" certificate

Anti-PID products, passing TÜV SÜD system voltage durability test

MANAGEMENT SYSTEM

ISO 9001: Quality management system

ISO 14001: Standard for environmental management system

OHSAS 18001: International standard for occupational health and safety assessment
system

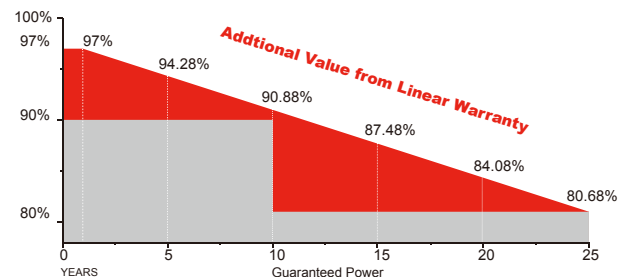
INSURANCE



PRODUCT CERTIFICATES



WARRANTY



Guarantee on product
material and workmanship



linear power
output warranty

Specifications are subject to change without further notification □

RWHFKRODU

RWHFK6RODUÜR&OEWHG

HEWHERWFKRODUFPPDD&RWHFKRODUFPR

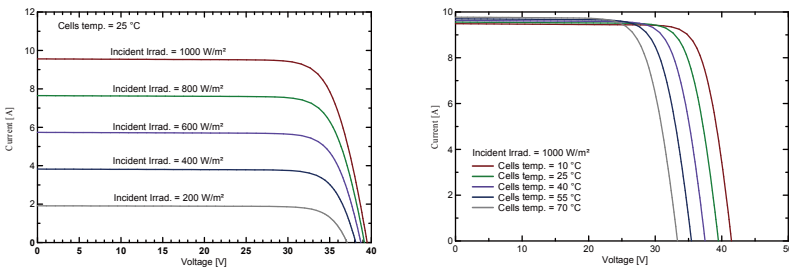
Electrical Characteristics

Module Type	WT-295-6MB		WT -300-6MB		WT-305-6MB		WT-310-6MB	
	STC	NOCT	STC	NOCT	STC	NOCT	STC	NOCT
Maximum Power -P _{mp} (W)	295	219	300	223	305	226	310	230
Open Circuit Voltage -V _{oc} (V)	39.5	36.5	39.7	36.7	39.9	36.8	40.2	37.1
Short Circuit Current -I _{sc} (A)	9.56	7.73	9.65	7.82	9.76	7.91	9.82	7.96
Maximum Power Voltage -V _{mp} (V)	31.9	30.1	32.1	30.3	32.3	30.4	32.6	30.7
Maximum Power Current -I _{mp} (A)	9.25	7.28	9.35	7.36	9.45	7.44	9.51	7.50
Module Efficiency STC-η _m (%)	18.13		18.44		18.75		19.05	
Power Tolerance (W)	(0,+4.99)							
Maximum System Voltage (V)	1000 (TÜV)							
Maximum Series Fuse Rating (A)	20							
Pmax Temperature Coefficient	-0.40%/°C							
Voc Temperature Coefficient	-0.32 %/°C							
Isc Temperature Coefficient	+0.05 %/°C							
Operating Temperature	-40~+85 °C							
Nominal Operating Cell Temperature	45±2 °C							

STC: Irradiance 1000 W/m² module temperature 25°C AM=1.5

NOCT: Irradiance 800 W/m² ambient temperature 20°C wind speed :1m/s Power measurement tolerance: +/-3%

Curve



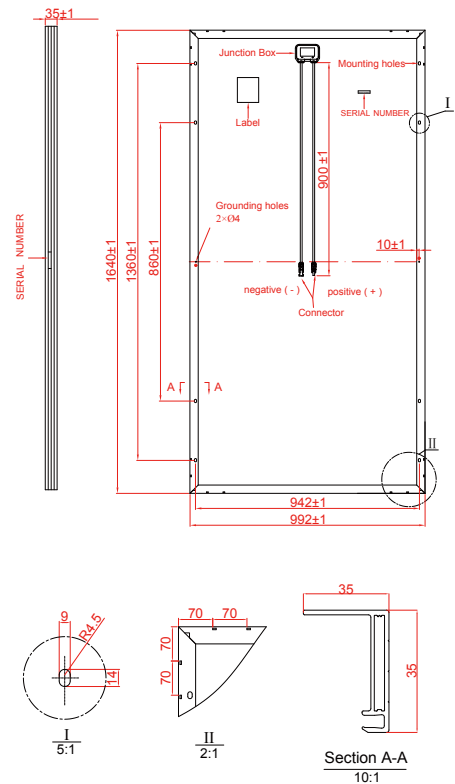
Mechanical Specifications

External Dimension	1640 x 992 x 35mm
Weight	17.5kg
Solar Cells	Mono crystalline 156.75 x 156.75 mm (60pcs)
Glass of Both Side	3.2 mm tempered glass, low iron
Frame	Anodized aluminium alloy
Junction Box	IP67
Output Cables	4.0 mm ² , cable length:900 mm
Connector	MC4 Compatible
Mechanical Load	5400 Pa

Packing Configuration

External Dimension	1640 x 992 x 35mm	
Container	20'GP	40'GP
Pieces per Pallet	30	30
Pallets per Container	12	28
Pieces per Container	360	840

Technical drawing



* All Dimensions in mm

* The above drawing is a graphical representation of the product. For engineering quality drawings please contact Wotech Solar.

Specifications are subject to change without further notification